


Jewelled Star Medallion


©2012 Jennifer Williams

Requirements:

Size 20 thread, 110 size 9/11 beads, a jump ring (jewellery finding) and the usual tatting equipment.

Special symbols

 = bring one bead from the shuttle thread and one bead from the ball thread at the same time

 = bring up three beads from the ball thread only.



Work long chain 3, (bring up a bead on the shuttle and the ball threads, 1) x 3, 3B (on ball thread), 1, (bring up a bead on the shuttle and the ball threads, 1) x 3, 2,

3, , 1, , 1, , 1, , 1, , 1, , 1, , 3,

Work short chain 3, bring up 3 beads on the ball thread only, 3,

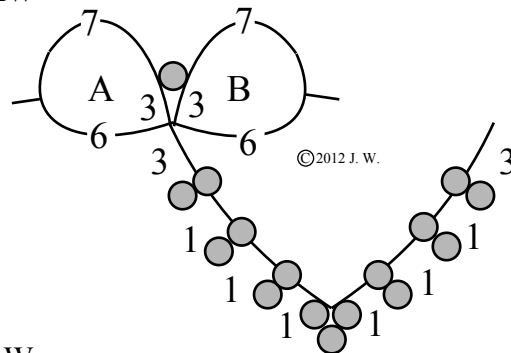
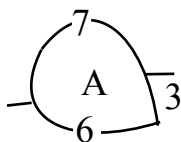
3, , 3,

String 90 of the beads and wind about 4 metres onto your shuttle with 30 of the beads, leave the remaining 60 beads on the ball thread. Do not cut.

R.A 6, p, 7, p, 3, cl

R.B 3, add a bead and join to ring 'A', 7, p, 6, cl, RW

CH. Work a long chain (see note above), RW



R.C 6, add a bead and join to ring 'B', 7, p, 3, cl

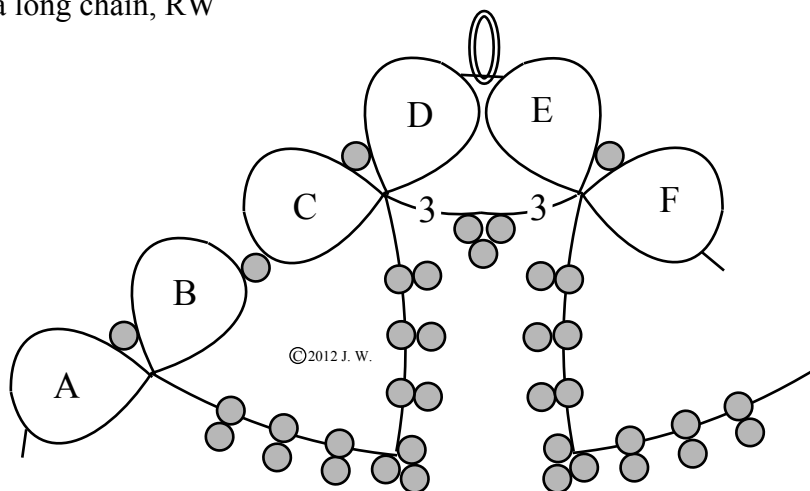
R.D 3, add a bead and join to ring 'C', 7, p, 6, cl, RW

CH Work a short chain (see note above), RW

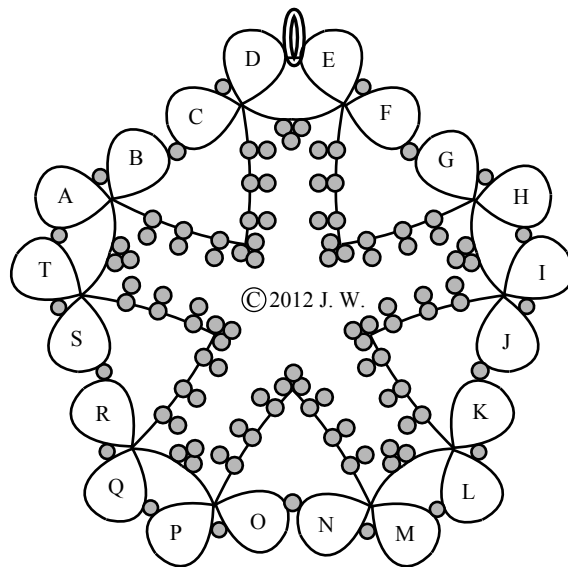
R.E 6, add the jump ring to the picot and make a join, 7, p, 3, cl

R.F 3, add a bead and join to ring 'E', 7, p, 6, cl, RW

CH Work a long chain, RW



- R.G 6, add a bead and join to ring 'F', 7, p, 3, cl
- R.H 3, add a bead and join to ring 'G', 7, p, 6, cl, RW
- CH. Work a short chain, RW
- R.I 6, add a bead and join to ring 'H', 7, p, 3, cl
- R.J 3, add a bead and join to ring 'I', 7, p, 6, cl, RW
- CH. Work a long chain, RW
- R,K 6, add a bead and join to ring 'J', 7, p, 3, cl
- R.L 3, add a bead and join to ring 'K', 7, p, 6, cl, RW
- CH. Work a short chain, RW
- R.M 6, add a bead and join to ring 'L', 7, p, 3, cl
- R.N 3, add a bead and join to ring 'M', 7, p, 6, cl, RW
- CH. Work a long chain, RW
- R.O 6, add a bead and join to ring 'N', 7, p, 3, cl
- R.P 3, add a bead and join to ring 'O', 7, p, 6, cl, RW
- CH. Work a short chain, RW
- R.Q 6, add a bead and join to ring 'P', 7, p, 3, cl
- R.R 3, add a bead and join to ring 'Q', 7, p, 6, cl, RW
- CH. Work a long chain, RW
- R.S 6, add a bead and join to ring 'R', 7, p, 3, cl
- R.T 3, add a bead and join to ring 'S', 7, add a bead and join to ring 'A', 6, cl, RW
- CH. Work a short chain,



Cut and tie to the base of ring 'A' then secure the ends. Block and stiffen.

Work long chain 3, (bring up a bead on the shuttle and the ball threads, 1) x 3, 3B (on ball thread), 1, (bring up a bead on the shuttle and the ball threads, 1) x 3, 2,

3, , 1, , 1, , 1, , 1, , 1, , 1, , 1, , 3,

Work short chain 3, bring up 3 beads on the ball thread only, 3,

3, , 3,